

COPYRIGHT © Hangzhou EZVIZ Software Co., Ltd.. ALL RIGHTS RESERVED.

Any and all information, including, among others, wordings, pictures, graphs are the properties of Hangzhou EZVIZ Software Co., Ltd. (hereinafter referred to as “EZVIZ”). This user manual (hereinafter referred to as “the Manual”) cannot be reproduced, changed, translated, or distributed, partially or wholly, by any means, without the prior written permission of EZVIZ. Unless otherwise stipulated, EZVIZ does not make any warranties, guarantees or representations, express or implied, regarding to the Manual.


About this Manual

The Manual includes instructions for using and managing the product. Pictures, charts, images and all other information hereinafter are for description and explanation only. The information contained in the Manual is subject to change, without notice, due to firmware updates or other reasons. Please find the latest version in the EZVIZ™ website (<http://www.ezvizlife.com>).

Revision Record

New release – January, 2019

Trademarks Acknowledgement

EZVIZ™, ™, and other EZVIZ’s trademarks and logos are the properties of EZVIZ in various jurisdictions. Other trademarks and logos mentioned below are the properties of their respective owners.

Legal Disclaimer

TO THE MAXIMUM EXTENT PERMITTED BY APPLICABLE LAW, THE PRODUCT DESCRIBED, WITH ITS HARDWARE, SOFTWARE AND FIRMWARE, IS PROVIDED “AS IS”, WITH ALL FAULTS AND ERRORS, AND EZVIZ MAKES NO WARRANTIES, EXPRESS OR IMPLIED, INCLUDING WITHOUT LIMITATION, MERCHANTABILITY, SATISFACTORY QUALITY, FITNESS FOR A PARTICULAR PURPOSE, AND NON-INFRINGEMENT OF THIRD PARTY. IN NO EVENT WILL EZVIZ, ITS DIRECTORS, OFFICERS,

EMPLOYEES, OR AGENTS BE LIABLE TO YOU FOR ANY SPECIAL, CONSEQUENTIAL, INCIDENTAL, OR INDIRECT DAMAGES, INCLUDING, AMONG OTHERS, DAMAGES FOR LOSS OF BUSINESS PROFITS, BUSINESS INTERRUPTION, OR LOSS OF DATA OR DOCUMENTATION, IN CONNECTION WITH THE USE OF THIS PRODUCT, EVEN IF EZVIZ HAS BEEN ADVISED OF THE POSSIBILITY OF SUCH DAMAGES.

TO THE MAXIMUM EXTENT PERMITTED BY APPLICABLE LAW, IN NO EVENT SHALL EZVIZ'S TOTAL LIABILITY FOR ALL DAMAGES EXCEED THE ORIGINAL PURCHASE PRICE OF THE PRODUCT.

EZVIZ DOES NOT UNDERTAKE ANY LIABILITY FOR PERSONAL INJURY OR PROPERTY DAMAGE AS THE RESULT OF PRODUCT INTERRUPTION OR SERVICE TERMINATION CAUSED BY: A) IMPROPER INSTALLATION OR USAGE OTHER THAN AS REQUESTED; B) THE PROTECTION OF NATIONAL OR PUBLIC INTERESTS; C) FORCE MAJEURE; D) YOURSELF OR THE THIRD PARTY, INCLUDING WITHOUT LIMITATION, USING ANY THIRD PARTY'S PRODUCTS, SOFTWARE, APPLICATIONS, AND AMONG OTHERS. REGARDING TO THE PRODUCT WITH INTERNET ACCESS, THE USE OF PRODUCT SHALL BE WHOLLY AT YOUR OWN RISKS. EZVIZ SHALL NOT TAKE ANY RESPONSIBILITIES FOR ABNORMAL OPERATION, PRIVACY LEAKAGE OR OTHER DAMAGES RESULTING FROM CYBER ATTACK, HACKER ATTACK, VIRUS INSPECTION, OR OTHER INTERNET SECURITY RISKS; HOWEVER, EZVIZ WILL PROVIDE TIMELY TECHNICAL SUPPORT IF REQUIRED. SURVEILLANCE LAWS AND DATA PROTECTION LAWS VARY BY JURISDICTION. PLEASE CHECK ALL RELEVANT LAWS IN YOUR JURISDICTION BEFORE USING THIS PRODUCT IN ORDER TO ENSURE THAT YOUR USE CONFORMS TO THE APPLICABLE LAW. EZVIZ SHALL NOT BE LIABLE IN THE EVENT THAT THIS PRODUCT IS USED WITH ILLEGITIMATE PURPOSES.

IN THE EVENT OF ANY CONFLICTS BETWEEN THE ABOVE AND THE APPLICABLE LAW, THE LATTER PREVAILS.

Box Content



Internet Camera (x1)



USB Cable (x1)



Power Adapter (x1)



Foam Sticker
(x2)



Metal Plate (x1)
(3.5mm Hole
Diameter)



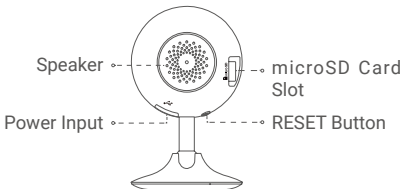
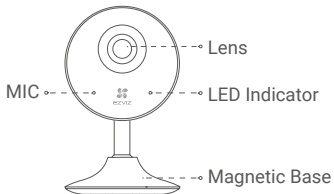
Regulatory
Information (x1)



Quick Start
Guide (x1)

i The camera appearance is subject to the actual one you have bought.

Basics

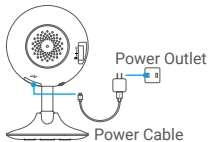


Name	Description
LED Indicator	<ul style="list-style-type: none">• Solid Red: Camera is starting up.• Slow-flashing Red: Wi-Fi connection has failed.• Fast-flashing Red: Device exception (e.g. microSD card error).• Solid Blue: Video is being viewed or played back in EZVIZ App.• Fast-flashing Blue: Camera is ready for the Wi-Fi connection.• Slow-flashing Blue: Camera is running properly.
microSD Card	microSD Card should be purchased separately. Initialize the card in the EZVIZ app before using it.
RESET Button	Hold down the RESET button for 5 seconds while the camera is running, the camera restarts and all parameters are reset to default.

Setup

Step 1 Power-on

Plug the power cable into the camera and to the power adapter and then into a power outlet, as shown in the figure below.



Step 2 Camera Setup

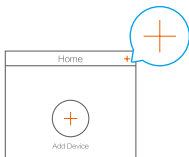
1. Create a user account



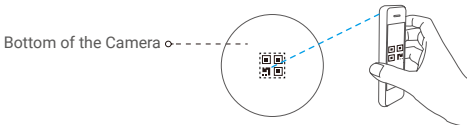
- Connect your mobile phone to Wi-Fi.
- Download and install the EZVIZ app by searching "EZVIZ" in App Store or Google Play™.
- Launch the app and register for an EZVIZ user account following the start-up wizard.

2. Add a camera to EZVIZ

- Log in the EZVIZ app.
- From the EZVIZ app Home screen, tap "+" on the upper-right hand corner to go to the scan QR code interface.



- Scan the QR Code on the bottom of the camera.



- Follow the EZVIZ app wizard to finish Wi-Fi configuration.

i Please make sure your phone is connected to the 2.4GHz Wi-Fi from the router for Wi-Fi configuration.

Installation

Step 1 Install the Metal Plate (Optional)

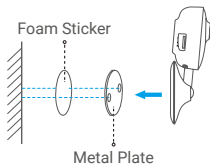
Pick a clean and flat surface and secure the metal plate to the desired position with the foam stickers or screws (not included).



There's a magnet piece inside the camera. You can skip this step if the surface is made of metal.

Step 2 Install the Camera

Secure the camera magnetically to the metal plate or metal surface (see figure below).



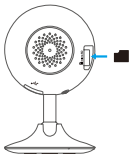
Step 3 Complete Installation

Adjust the camera angle as required.

Appendix


Install Memory Card

Insert a microSD card into the slot until a click.



Initializing Memory Card

1. In the EZVIZ app, check the memory card status by tapping on the **Storage Status** in the **Device Settings** interface.

Wi-Fi Configure	TEST-WiFi  >
Storage Status	>
Device Version	Vx.x.x build xxxxxx No new version.

2. If the memory card status displays as **Uninitialized**, tap to initialize it. The status will then change to **Normal**.



For detailed information, please visit www.ezvizlife.com.