

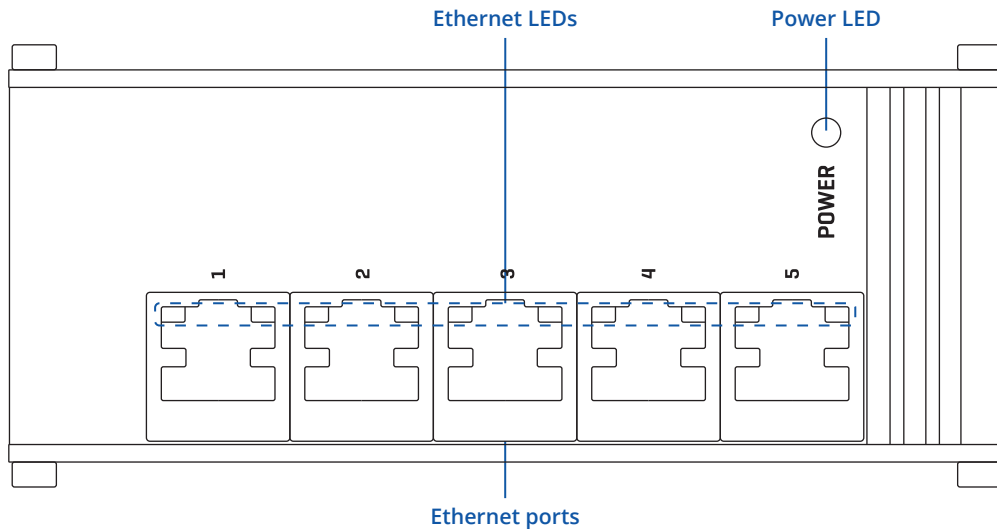


TSF010

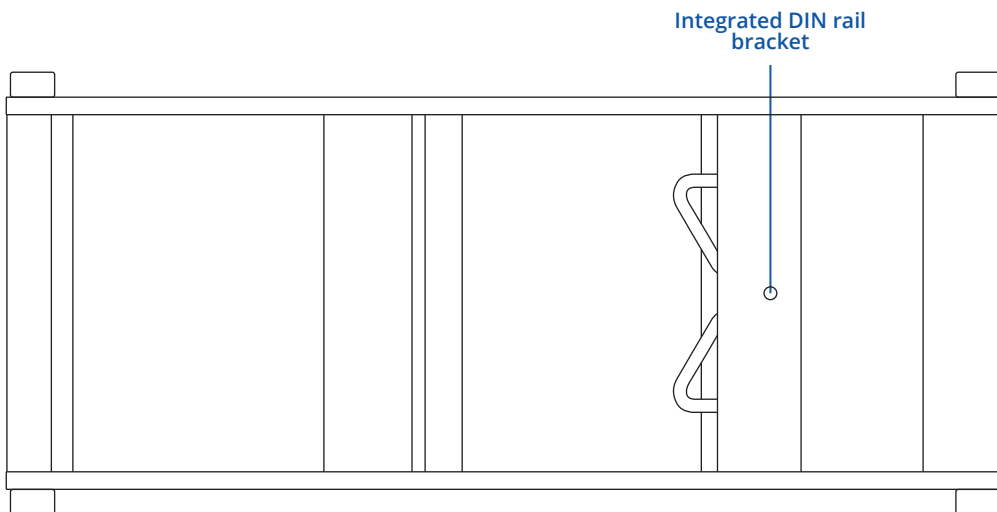


HARDWARE

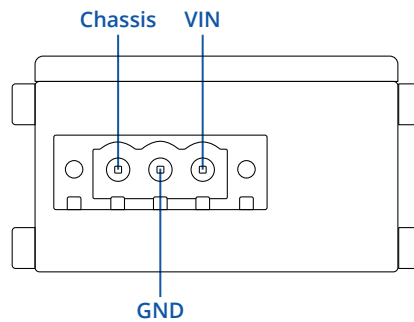
FRONT VIEW



BACK VIEW

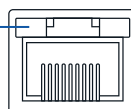


POWER SOCKET PINOUT



RJ45 LED MEANING

Orange LED on: link established
10/100 Mbps
Orange LED blinking: active connection



FEATURES

ETHERNET

Ethernet	5 x ETH ports, 10/100 Mbps, supports auto MDI/MDIX crossover
IEEE 802.3 series standards	802.3i, 802.3u, 802.3ab, 802.3x, 802.3az

PERFORMANCE SPECIFICATIONS

Bandwidth (Non-blocking)	10 Gbps
Packer buffer	128 KB
MAC address table size	2K entries
Jumbo frame support	9216 bytes

POWER

Connector	3-pin industrial DC power socket
Input voltage range	7 – 57 VDC, overvoltage protection: 60 Vmax, reverse polarity protection: 80 Vmax, surge protection: min 64.4V/max 71.2V breakdown voltage, 93.6V maximum reverse voltage @4.3A maximum reverse surge current
Power consumption	Idle: 1 W / Max: 1.5 W

PHYSICAL INTERFACES

Ethernet	5 x RJ45 ports, 10/100 Mbps
Status LEDs	1 x Power LED, 10 x ETH status LEDs
Power	1 x 3-pin industrial DC power socket
Grounding	Grounding terminal on power connector

PHYSICAL SPECIFICATION

Casing material	Anodized aluminum housing and panels
Dimensions (W x H x D)	113 x 28 x 50 mm
Weight	142 g
Mounting options	Integrated DIN rail bracket

OPERATING ENVIRONMENT

Operating temperature	-40 °C to 75 °C
Operating humidity	10% to 90% non-condensing
Ingress Protection Rating	IP30

REGULATORY & TYPE APPROVALS

Regulatory	CE, UKCA, EAC, UCRF, RCM, FCC, IC, CB
------------	---------------------------------------

EMC EMISSIONS & IMMUNITY

EMI IMMUNITY	EN 55032:2015+A11:2020; EN 55035:2017+A11:2020; EN IEC 61000-3-2:2019+A1:2021; EN 61000-3-3:2013+A1:2019+A2:2021;
ESD	EN 61000-4-2:2009
Radiated Immunity	EN IEC 61000-4-3:2020
EFT	EN 61000-4-4:2012
Surge Immunity (AC Mains Power Port)	EN 61000-4-5:2014 + A1:2017
CS	EN 61000-4-6:2014
DIP	EN IEC 61000-4-11:2020

SAFETY

Standards	IEC 62368-1:2018
-----------	------------------

STANDARD PACKAGE*

- TSF010
- 3-pin power connector
- QSG (Quick Start Guide)
- Packaging box



* Standard package contents may differ based on standard order codes.

CLASSIFICATION CODES

HS Code: 851762
 HTS: 8517.62.00

For more information on all available packaging options – please contact us directly.

AVAILABLE VERSIONS

HARDWARE VERSION	SUPPORTED FREQUENCIES	STANDARD ORDER CODE / PACKAGE CONTAINS
TSF010 *****	N/A	TSF010000000 / Standard package

TSW010 SPATIAL MEASUREMENTS

MAIN MEASUREMENTS

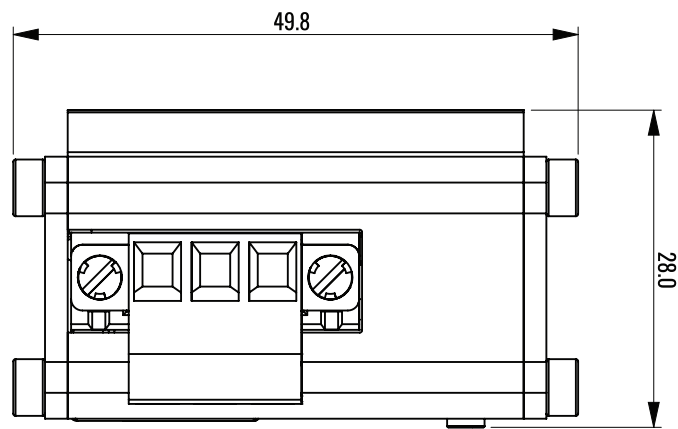
W x H x D dimensions for TSW010:

Device housing*:	113 x 28 x 50 mm
Box:	140 x 32 x 55 mm

*Housing measurements are presented without screws; for measurements of other device elements look to the sections below.

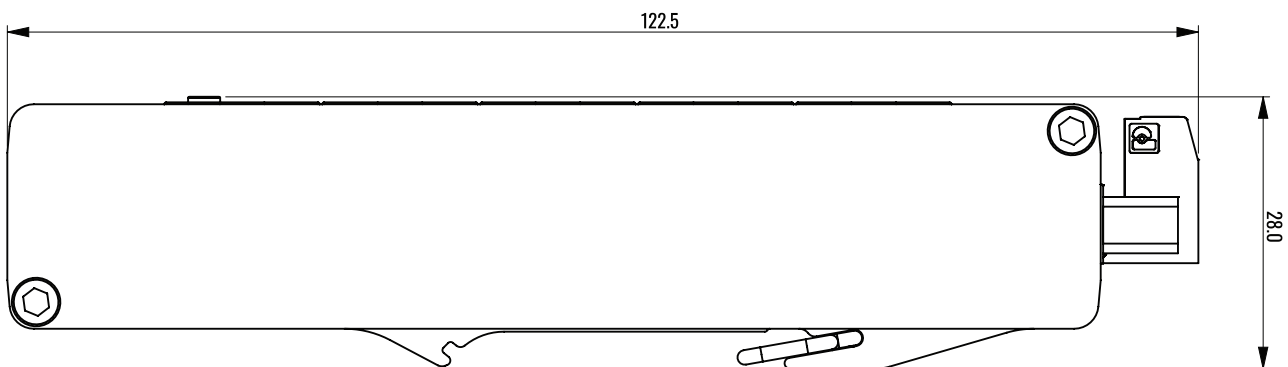
TOP VIEW

The figure below depicts the measurements of TSW010 and its components as seen from the top:



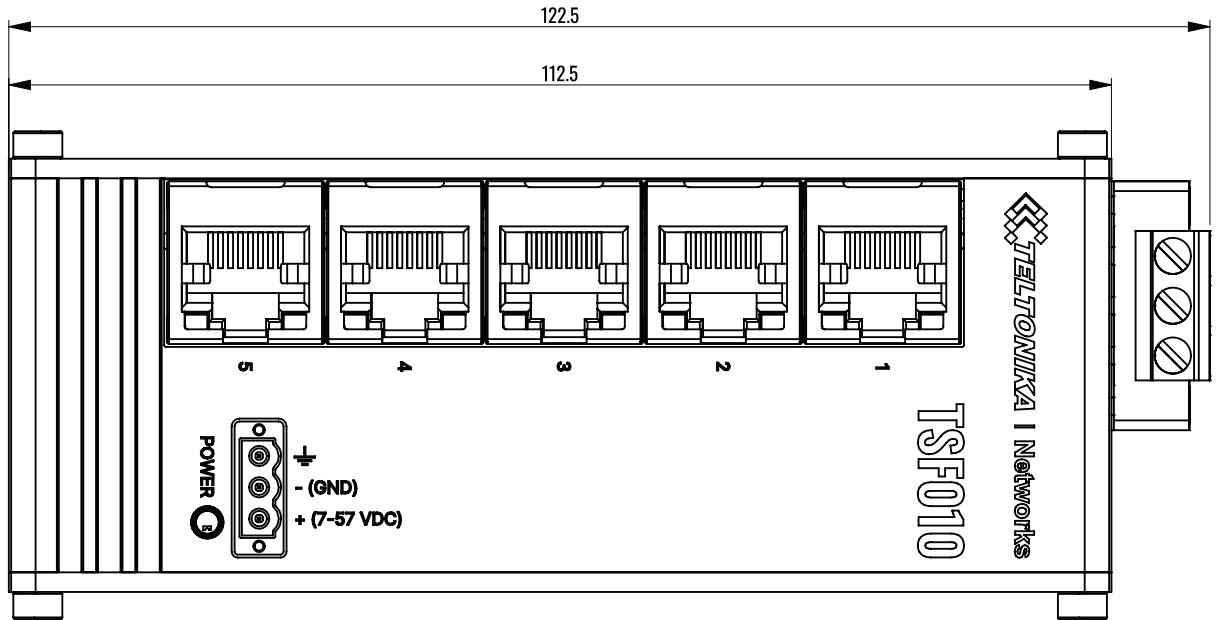
RIGHT VIEW

The figure below depicts the measurements of TSW010 and its components as seen from the right side:



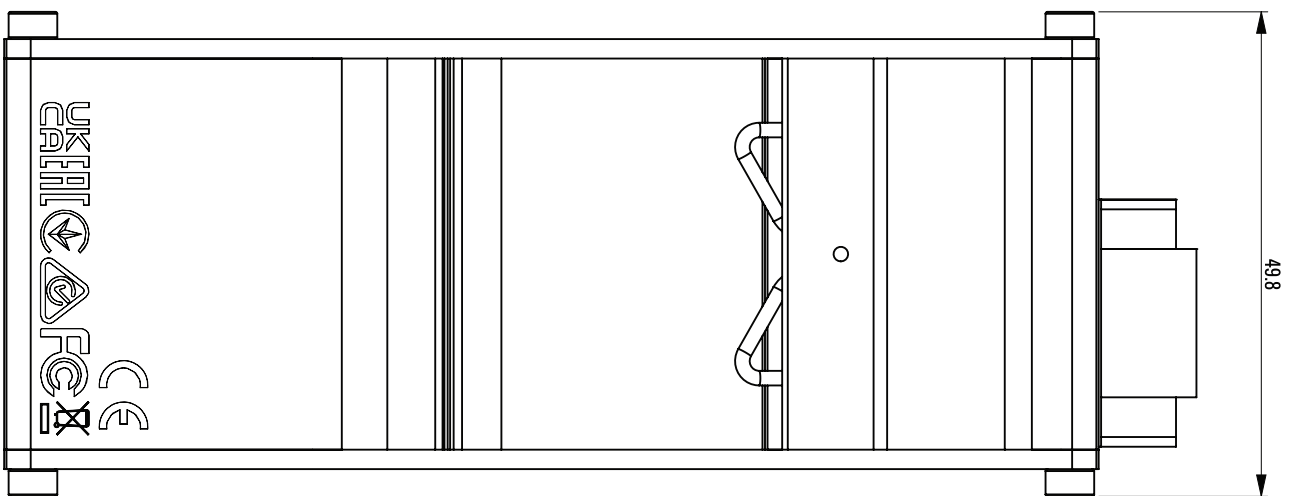
FRONT VIEW

The figure below depicts the measurements of TSF010 and its components as seen from the front panel side:



REAR VIEW

The figure below depicts the measurements of TSF010 and its components as seen from the back panel side:



MOUNTING SPACE REQUIREMENTS

The figure below depicts an approximation of the device's dimensions when cables are attached:

